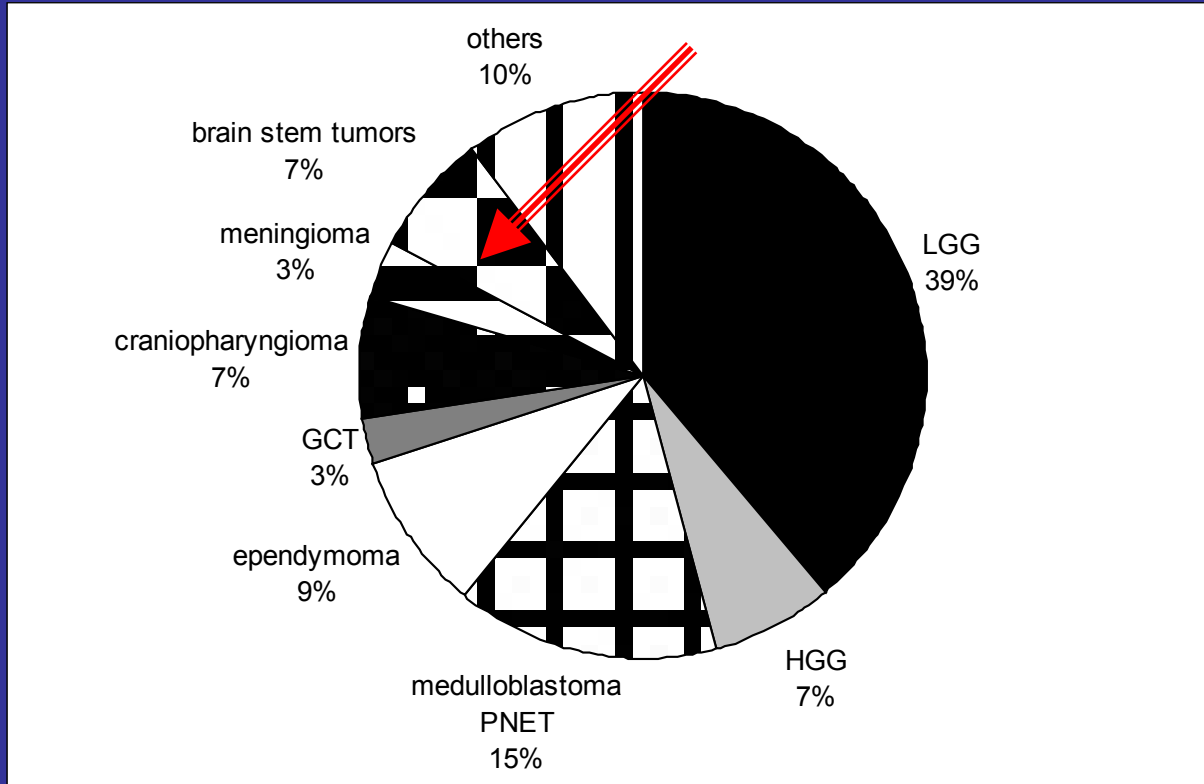


„CISTEM”
Polish protocol for patients
with diffuse pontine gliomas

Department of Oncology

Children's Memorial Health Institute

Tumor type - distribution



180 pts with brain tumors per year

12 pts with brain stem tumors

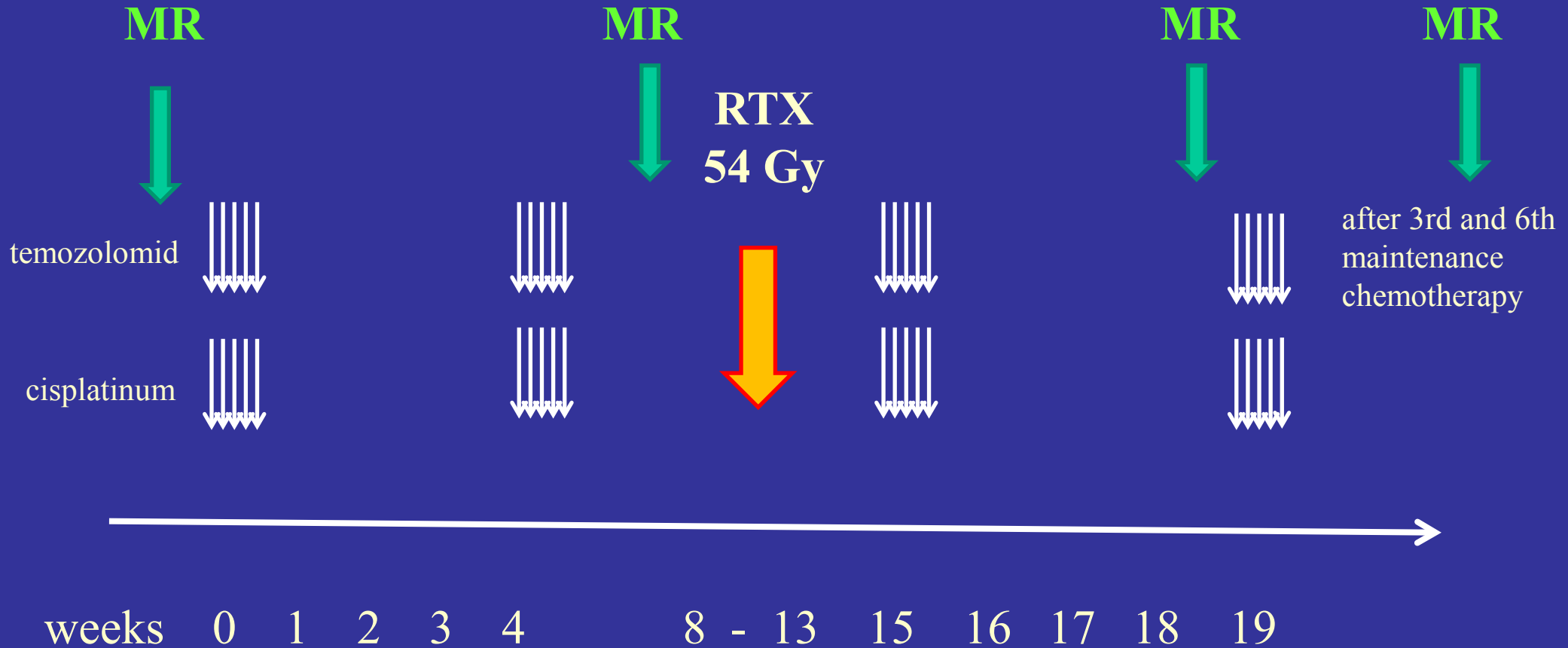
6 - 10 pts with diffuse pontine glioma

Data from the Children's Memorial Health Institute

CISTEM

- After 2005 all patients with diffuse pontine gliomas are treated without histological diagnosis
- If possible, no steroids are given first line treatment
- Second line treatment consists of 5 days of irinotecan 50 mg/m² and carboplatin 250 mg/m² on day 1st given every 3 weeks

CISTEM



Temozolomid 150 mg /m²/d p os 5 days

Cisplatin 20 mg/m²/d iv 5 days

Material

January 2005 – December 2011

**Polish National Database for Neurooncology
(www.neuroonkologia.pl)**

53 pts with diffuse pontine gliomas treated with CISTEM

gender 21 boys 32 girls

age 2 years 9 months - 16 years 7 months

median 9 years 5 months

mean 9 years 3 months

Results

Clinical response

- Clinical improvement 24
- Stabilization 13
- Neurological progresion 16

Radiological response

- Complete remision 0
- Partial remision 2
- Minimal response 9
- Stable disease 26
- Progresion disease 16

Results

12 pts are alive

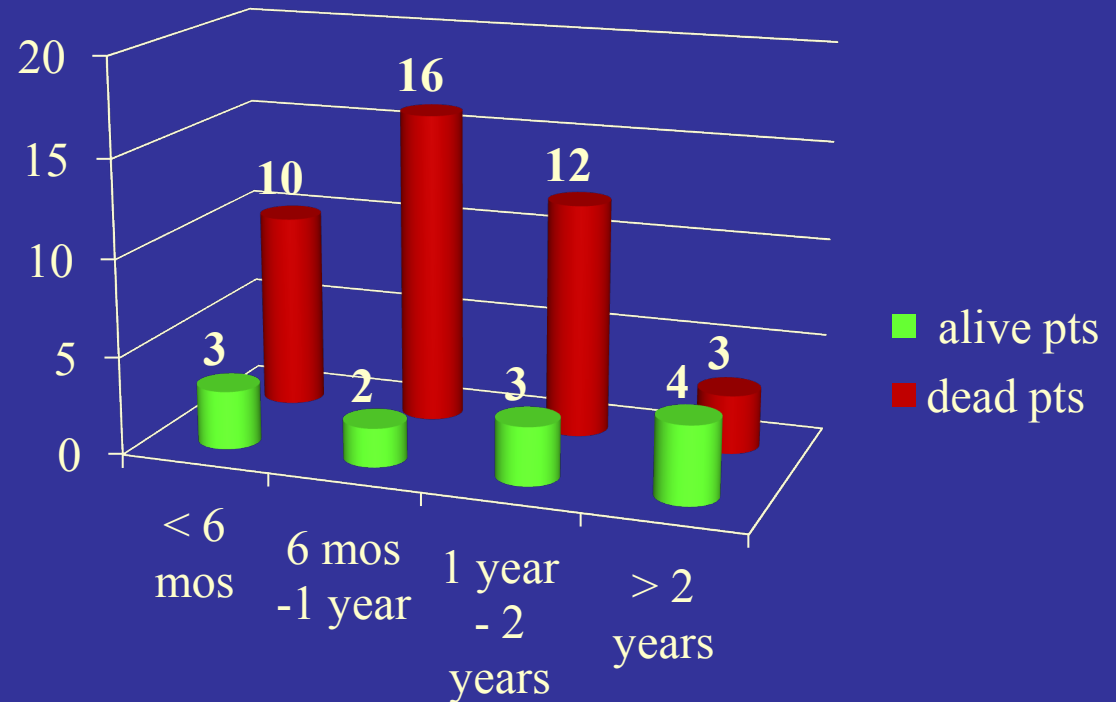
4 mos to 7 yrs 2 mos from
diagnosis

median 1 yr 6 mos
mean 1 yr 10 mos

5 pts during first line
treatment

3 pts during second line
treatment

4 pts after treatment with
stable disease



41 pts died

2 mos to 2 yrs 10 mos from diagnosis
median 11 mos
mean 10 mos

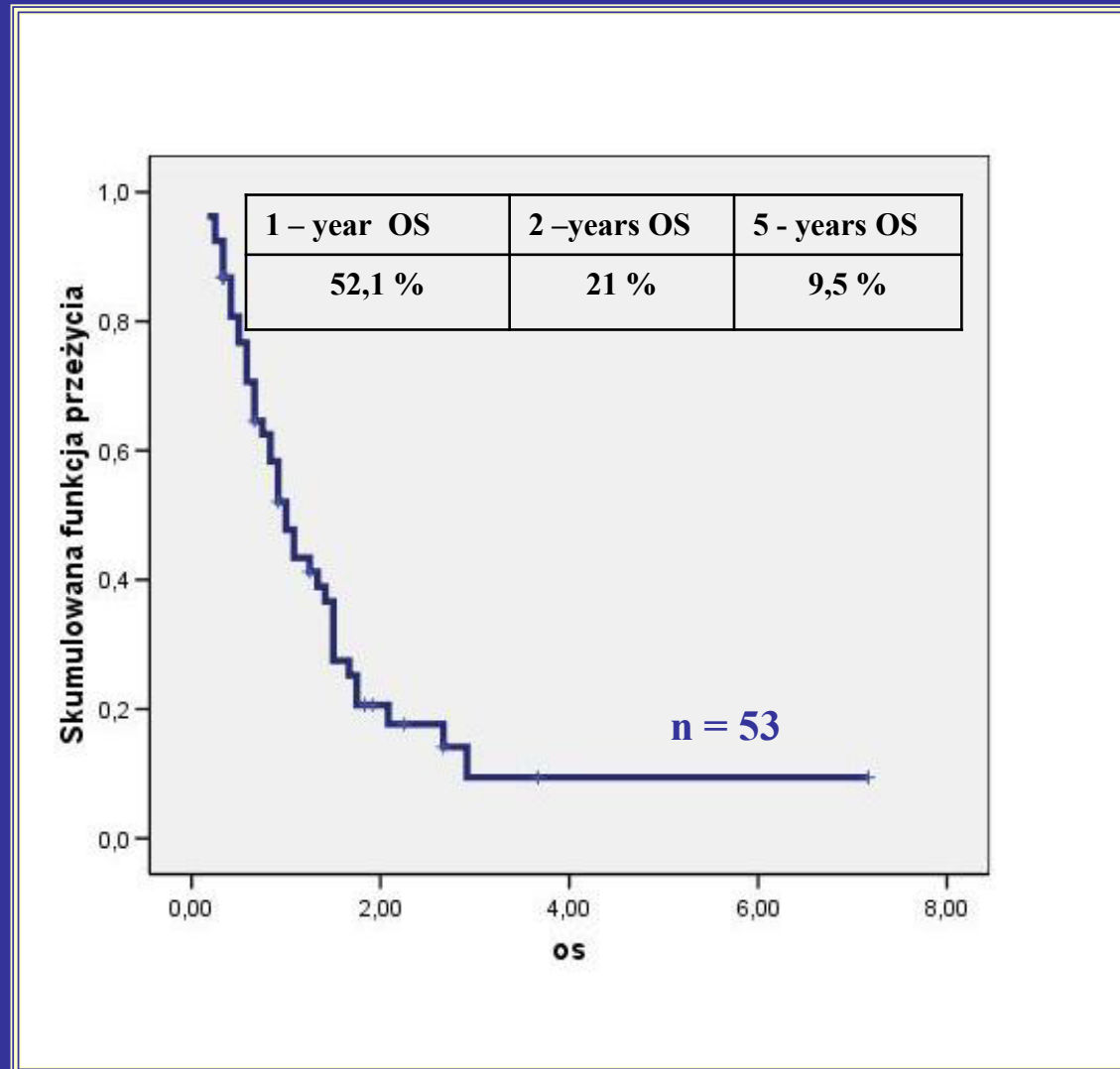
CISTEM - toxicity

	number of grade 3 or 4 complication episodes /number of all cht courses given
bilirubin	0/293
GOT/GTP	0/293
metabolic disturbances	0/293
skin	0/293
neurotoxicity: central	0/293
neurotoxicity: peripheral	0/293
hearing	2/53 pts 3,7%
infection	12/293 4%

CISTEM - toxicity

	number of grade 3 or 4 complication episodes /number of all cht courses given
leucopenia	59/293 20%
thrombocytopenia	107/293 36,5 %
anaemia	53/293 18 %
nausea/vomiting	49/293 16,7 %
oral	5/293 1,7 %
diarrhoea	0/293
serum creatynin	0/293
GFR	0/53 pts

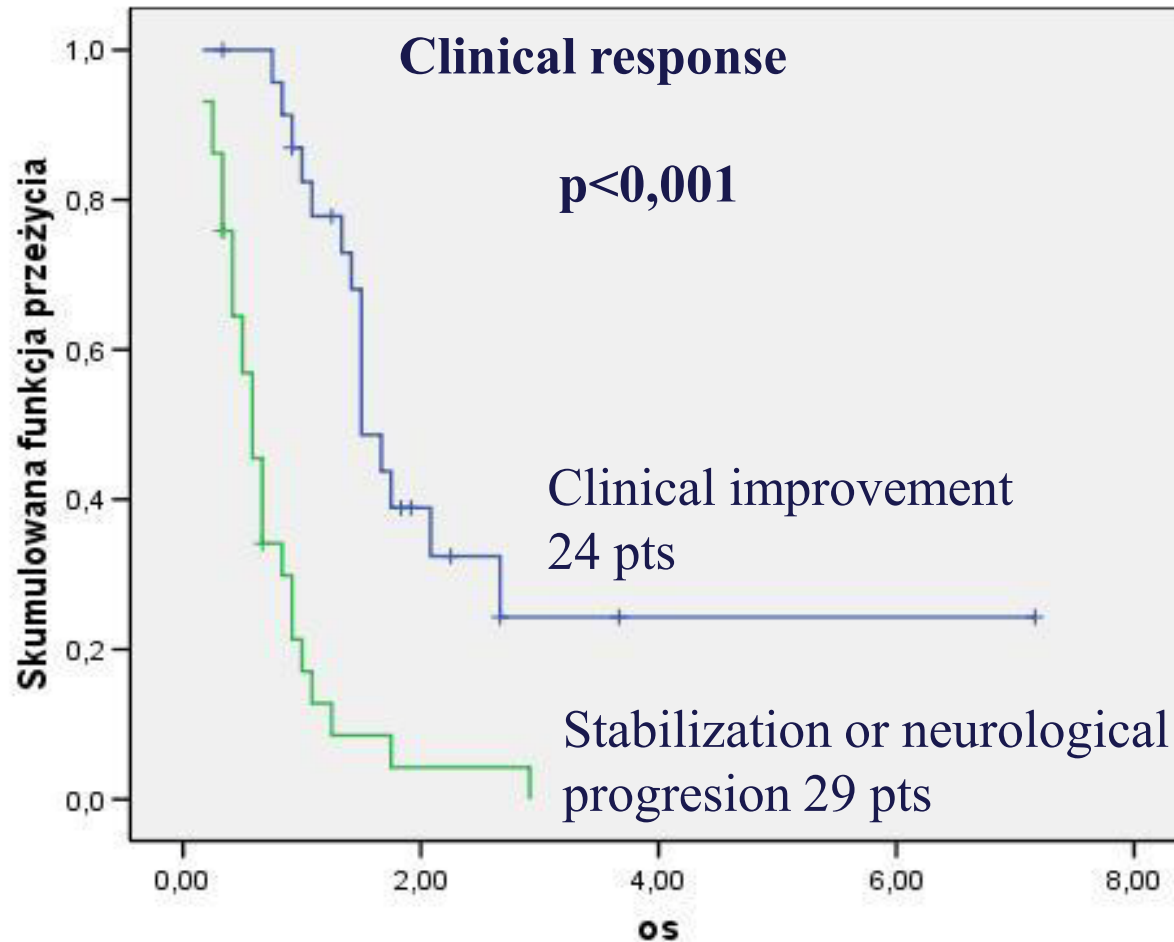
Results



OS in the whole group

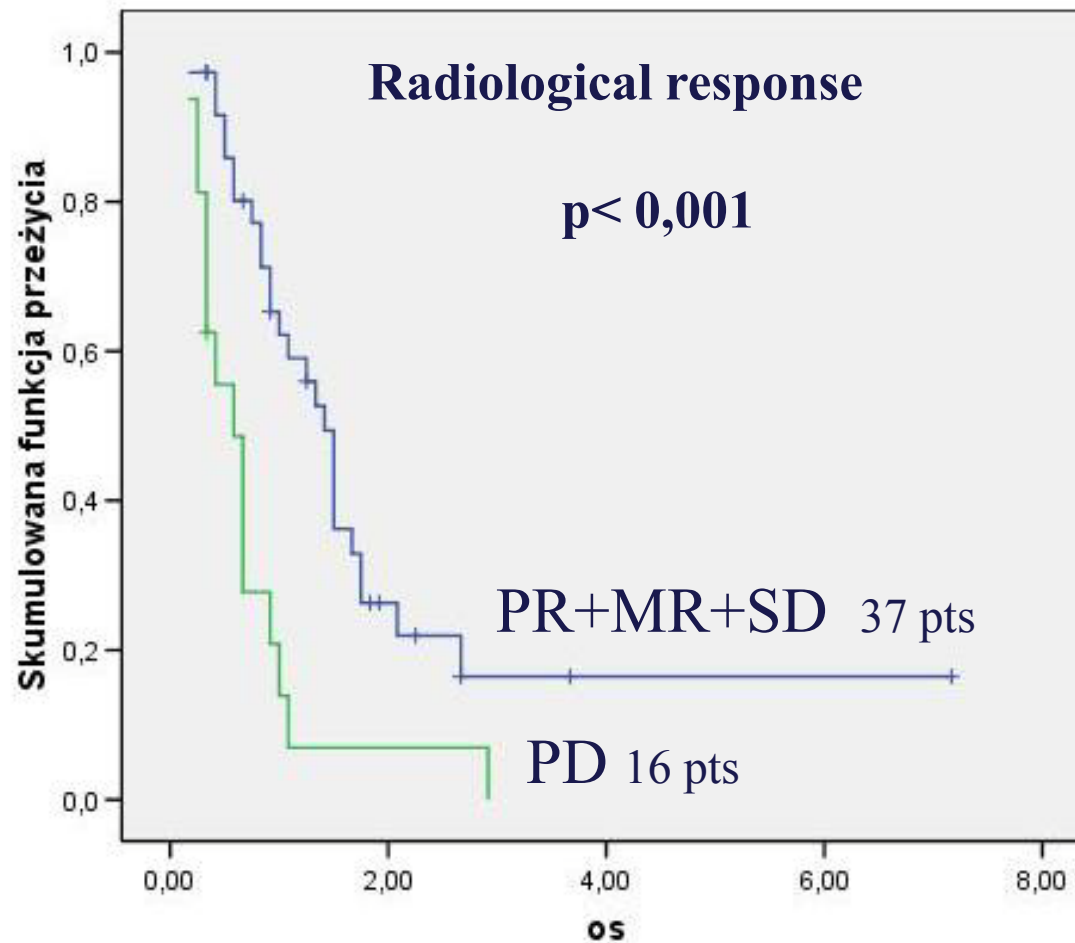
Results

5 years OS 24,3% vs 0%



Results

5 years OS 16,5% vs 0%



Study team

Danuta Perek – coordinator

& coworkers from 10 cooperating centers

Monika Drogosiewicz

Grażyna Sobol, Jacek Wachowiak

Marta Perek-Polnik

Bogna Kaźmierczak, Mariusz Wysocki

Bożenna Dembowska-Bagińska

Tomasz Urański, Jarosław

Wiesława Grajkowska

Peregud-Pogorzelski, Hanna Wiśniewska

Marcin Roszkowski

Elżbieta Jurkiewicz

Thank you!

Maria Łastowska